



20 Ways To Use



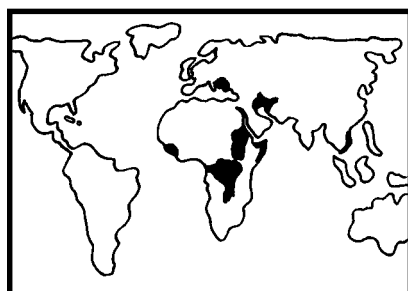
LCMS WORLD MISSION
The Global Gospel Outreach of The Lutheran Church—Missouri Synod

God invites us and gives us the privilege of being involved in His mission. God also uses children in His plan of salvation for the nations. They need not wait until adulthood to become involved! There are seven main ways that people can become involved in God's mission—learn, pray, give, tell, send, go and celebrate. The appropriate response(s) is listed after each idea. These 20 ideas are not comprehensive. Let us know what other ideas you come up with!

Each issue of *Mission Friends* Teacher Pages and Parent Page includes ideas for additional activities for classroom and family involvement. The following ideas are general enough to apply to any issue of *Mission Friends* and are meant to provide an ongoing base for mission education in the classroom and at home.

1. World Map

Post a world map. Every time a specific country is studied or comes up, have a child put a pin on that country.



LCMS World Mission has several world maps available. One highlights the countries LCMS World Mission works in and another highlights and explains about a part of the world called the "10/40 Window"—where the majority of unreached people live. (Learn)

2. Prayer Journal

Designate a notebook as a prayer journal. Daily ask the children to write down prayer requests in the prayer journal. This can be done as a class and as a family at home. The children may be aware of natural disasters around the world as well as wars or other current events. They may also want to list prayers for unchurched friends or family members. Another source of prayer petitions is a monthly prayer calendar called "Pray For Us," available from LCMS World Mission. Use the journal as a basis for daily prayer—be sure to look back and see how God answered these prayers. (Pray)

3. Current Events


Ask the children to look for current events. Make a current events bulletin board or scrap-

book with newspaper clippings as well as photos and articles from magazines connected with the country currently being studied. Use the current events to learn more about God's people in that part of the world and remember these events in daily prayer. (Learn and Pray)

4. Mission Project

Sponsor a specific mission project. Look for a specific mission project connected to the country currently being studied. Children can be encouraged to tithe their personal money. Children can get involved in hosting other types of fundraisers, such as a walk-a-thon, an auction or a bazaar. Encourage the children to pray for the project and the people it will help. Call LCMS World Mission for a list of projects (1-800-248-1930, Ext. 1674). (Give and Pray)

5. International Guest



Invite an international guest to visit your classroom or home. God is bringing more than half a million international students to the United States every year; 90 percent of these students are not

Christian. Eighty percent of them will never have a Christian friend. Help your children become friends with international students to learn from them as well as introduce them to Jesus. Call your local high school for exchange students or a college/university for the foreign student advisor. International Student Ministry, Inc. can also help (636-349-8024) with more information. (Go and Learn)

6. Missionary Correspondence

Remember missionaries on their birthdays and on holidays. Children can help support and encourage missionaries and their families by remembering them at special times of the year. You may want to see if the children have a "birthday buddy" from among our missionaries—it is easy to remember others who share one's own birthday! LCMS World Mission can provide the birthdays and field addresses of our missionaries. Use the resources, "How to Write to Us" and "We Write to Missionaries," available from LCMS World Mission, for practical guidelines. (Send)

7. Mission Books

Encourage children to read mission-related books. Add books about God's mission to classroom, school, church and personal libraries. Check out or purchase books listed in the Teacher Pages of each *Mission Friends* issue. Look for missionary biographies, country-specific books or books that focus on another culture. (Learn)

8. Mission Field Trip

Take children on a field trip to a local mission congregation or cross-cultural outreach. Find out about local mission



projects—some examples are Hispanic ministry, deaf ministry, African immigrant ministry and Hmong ministry. Help children learn about mission work going on nearby. Encourage children to pray for the work going on. (Go and Pray)

9. Mission Fair

Help to plan a mission fair at your church or school. Use a different issue of *Mission Friends* for each booth or room. Serve international snacks, play international music, make international crafts, play international games, etc. Invite international guests and your broader community. (Tell and Learn)

10. Christian Literature Collection

Send Bibles, devotional materials, Arch books, unused Sunday school or VBS materials to a mission field. Call Concordia Gospel Outreach (314-268-1363) to find out about literature needs in the country you are focusing on. You can also send money to help cover mailing costs of other literature shipments. Check out the CGO web site for more information on how literature distribution works: www.cgo-online.org (Send and Give)



11. Missionary of the Month

Focus on learning about and supporting a different missionary each month. LCMS World Mission has prayer cards for each career missionary, which provide a short biography and description of current mission work. Get copies of the missionaries' newsletters and regularly pray for their work and needs. Collect an offering to support the missionary or projects relating to his/her mission work.

(Learn, Pray and Give)

12. Unreached People Groups

Learn more about people groups around the world who have no Bible in their language and no Christian church in their culture. Many of these people groups live within the 10/40 Window (an area between 10 degrees and 40 degrees north of the equator). Call LCMS World Mission for a 10/40 Window map. Visit web sites like Bethany World Prayer Center, which provides prayer profiles on more than 1,500 different people groups. (Learn and Pray)


13. Web Site Favorites

Learn more about God's mission through the Internet. Visit the LCMS World Mission web site (<http://mission.lcms.org>) to learn more about God's mission. Included on the site are pages for kids and links to other mission organizations. Collect and make your own Internet Mission "Yellow Pages" and share it with others. (Learn and Tell)

14. Artifact Box

Collect artifacts from the country you are featuring. For example, a Japan artifact box could include a pair of chopsticks, a fan, green tea, a cotton kimono robe, a map of Japan, a Godzilla figurine, some Japanese Yen and a Japanese flag. Encourage children to play and "make believe" with international artifacts.

(Learn)



15. International Music



Use music from around the world to praise God! Each issue of *Mission Friends* has a Christian song from that country. Look for other hymns and songs written by Christians from around the world. Use these songs in worship, school chapel, classroom devotions or family devotions. (Celebrate)

16. Flags


Help children learn more about God's love for all people by using international flags. Order or make a flag from the country you are featuring. Hang flags from around the world as a visual reminder to pray for the mission work and people of that country. US Flag Manufacturing is one company that sells flags in several sizes. Call them at 1-800-228-7772. (Learn and Pray)

17. Missionary Speaker

Ask a former or current missionary to speak and tell about his/her involvement in God's mission. Look for speakers such as volunteer missionaries from your congregation or area, or a missionary your church supports. If you are unable to find a speaker, call LCMS World Mission at 1-800-433-3954. We may be able to direct you to a missionary in your area.

(Learn)

18. International Potluck



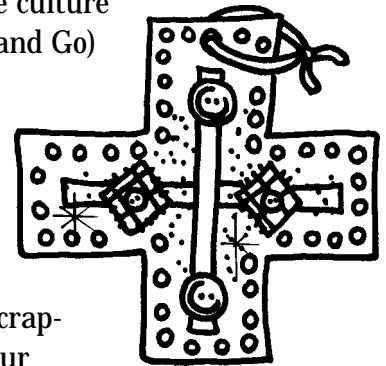
Hold an international potluck at your home or church. *Mission Friends* features a recipe or two from each country. Consult international cookbooks for other recipes. Invite international students to help prepare food from their culture and eat with you and your guests. (Learn and Go)

19. Telephone Book Scavenger Hunt

Learn about different cultures on your doorstep by taking a walk through the telephone book. Find out how many different businesses are connected to the country you are studying. For example, if you are studying about Chinese people, look for Chinese restaurants, Chinese language schools or Chinese import stores. Go to the places you find and learn more about the culture and people. (Learn and Go)

20. Mission Scrapbook

Make a mission scrapbook to document your mission involvement. Include maps, missionary prayer cards, correspondence from missionaries, photos of missionaries and the people they are working among. Foreign stamps and money can also be added. Be sure to journal about the children's involvement and what they find important and interesting. Children can use the album to tell the mission story to others. There are many products available at a local craft store to create an attractive and photo-safe album. (Learn and Tell)



LCMS World Mission
1333 S. Kirkwood Road
St. Louis, MO 63122-7295
1-800-433-3954
www.lcmsworldmission.org